



SPP-HDMI-1201

HDMI 1x4 Splitter
(3D Ultra HD 4Kx2K)



OVERVIEW

aegis's SPP-HDMI-1201 HDMI Splitter is a product which can distribute HDMI signal without loss to one or more high definition display device such as HDTV. It can optimize your home theater system to the best effect.

HDMI signal is distributed from source device such as DVD, Satellite Receiver, Set-Top Box, DV Camera, A/V Receiver and other HDMI enabled device to high definition display device such as HDTV and HDMI Flat panel Display.

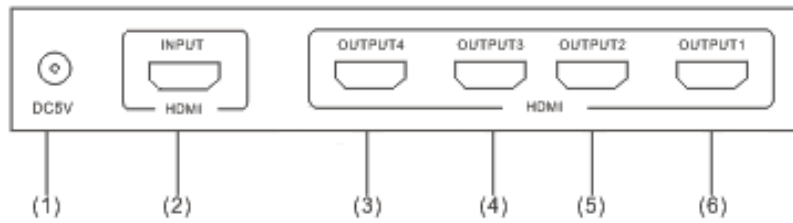
FEATURE

- Fully HDMI 1.4 specification compliant. It is applicable to source device and high definition display device, such as DVD and HDTV which have HDMI Ports or digital ports and are compliant with HDCP protocol.
- Support high resolutions:480i/p,576i/p,720i/p,1080i/p,4Kx2K@25/30Hz.
- Support 30/36 dark, extended color space support, including:SYCC601、Adobe RGB、AdobeYCC601
- Blu-ray DVD 24/50/60fs/HD-DVD/xvYCC.
- Audio formats DTS-HD/Dolby-TrueHD/LPCM7.1/DTS/Dolby-AC3 and DSD.
- Extend the transmission distance and improve transmission signal.
- Compatible with DVI by using HDMI to DVI adapter.
- Plug- and -play.
- Metal casing design and overall shielding without signal interference.
- Led indicates signal and power mode.
- Support 3D

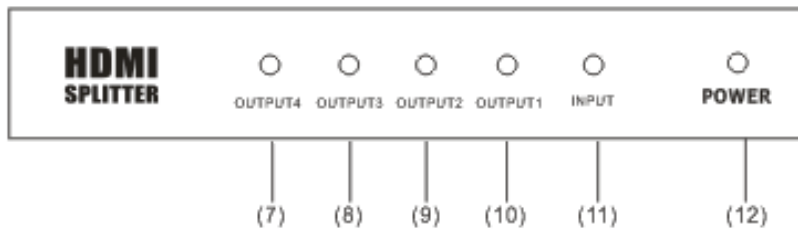
PACKAGE CONTENTS

- HDMI 1x4 Splitter X 1 Pcs
- 5V DC Power Adaptor X 1 Pcs
- User Manual X 1 Pcs

PANEL INTRODUATION

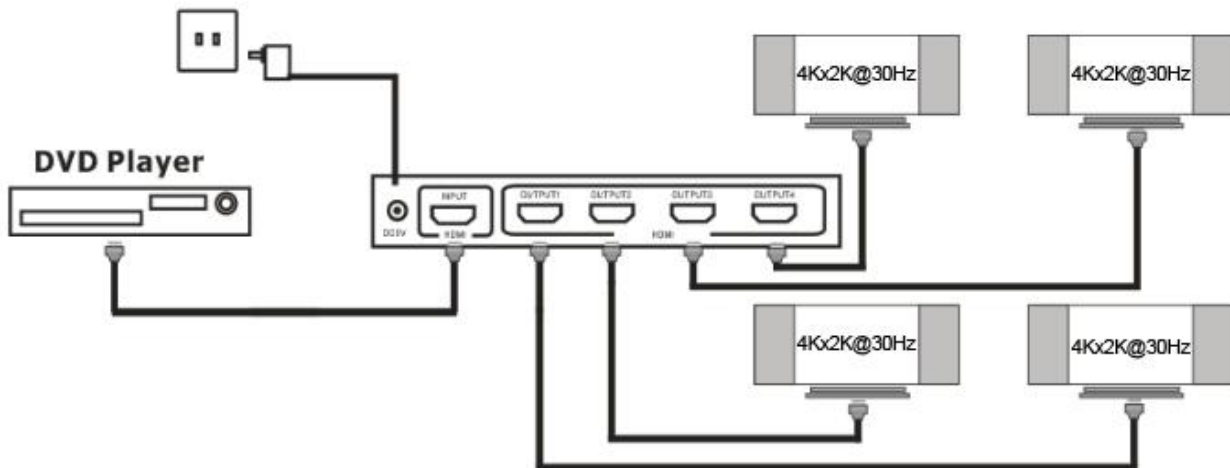


- | | |
|-----------------------|----------------------|
| 1.DC POWER INPUT PORT | 4.HDMI OUTPUT PORT 3 |
| 2. HDMI INPUT PORT | 5.HDMI OUTPUT PORT 2 |
| 3. HDMI OUTPUT PORT 4 | 6.HDMI OUTPUT PORT 1 |



- | | |
|---------------------------|----------------------------|
| 7.HDMI OUTPUT 4 INDICATOR | 10.HDMI OUTPUT 1 INDICATOR |
| 8.HDMI OUTPUT 3 INDICATOR | 11.HDMI INPUT INDICATOR |
| 9.HDMI OUTPUT 2 INDICATOR | 12.POWER INDICATOR |

CONNECTION DIAGRAM



1. Connect the HDMI cable between signal source and input port of Splitter.
2. Connect the HDMI cable between output port of Splitter and HDTV.
3. Connect splitter and power adapter.
4. Open the signal source and the power of HDTV, then it works.

Explanation: With different brands of the input or output device, the length of the connecting cables will differ too.

SPP-HDMI-1201

Installation and Precautions

To avoid electric shock, product damage and to protect your safety, please notice the following:

1. Please slowly plug or unplug signal cables and do not often plug, unplug, or shake them.
2. The equipment should not be placed under the sun, rain and damp or unventilated environment.
3. Liquid items should not be placed on the equipment.
4. Do not install the equipment near heat sources such as fire, power, or other amplifiers that produce heat.
5. Do not insert the metal or other objects to the equipment in addition to connecting cables to ports.
6. Do not demolish the equipment by yourself; it should be maintained by professional maintenance staff.

TECHNICAL SPECIFICATION

HDMI Source Input Port	1
Display Device Output Port	4
Source Port Connector	19 PIN HDMI
Display Device Port Connector	19 PIN HDMI
HDCP Compliant	YES
Single Link Range	3840x2160
Input Video Signal	0.5-1.0 Volts P-P
Input DDC Signal	5 Volts P-P(TTL)
Deep Color	48 Bit
HDMI Version	HDMI1.4b
Bandwidth	Up to 340Mhz
Signal Speed	Up to 3.4Gbps
The length of input cable	1080P≤20M,4k2k≤15M HDMI Cable
The length of output cable	1080P≤20M,4k2k≤15M HDMI Cable
The cable standard	26AWG HDMI1.4
Vertical Frequency Range	60Hz
Power Consumption (max.)	5Watts
Operation Temperature	15°C to +55°C
Working Voltage	DC 5V
Power Adaptor	5V 1A
Net Weight	0.23Kg
Dimension: L*W*H(mm)	178x67x23