



## 4KEXTENDER-35

4K UHD HDMI EXTENDER



# GENERAL SAFETY INSTRUCTIONS

---

When using electronic products, please review the following safety precautions before installing or using the products.

- i. Read these instructions.
- ii. Keep these instructions.
- iii. Follow all instructions.
- iv. Heed all warnings.
- v. Be sure all cables and equipment are connected to the unit as described in the manual.
- vi. Do not use this product near water.
- vii. Do not place the product on top of any easily combustible materials such as carpet or fabric.
- viii. Do not stacking the product on top of a hot component such as a power amplifier.
- ix. Do not use liquid or aerosol cleaners to clean the product. Clean only with a dry cloth and always unplug the power to the device before cleaning.
- x. Do not block any ventilation openings. Blocking the airflow could cause damage. Arrange components so that air can flow freely. Ensure that there is adequate ventilation if the product is placed in a stand or cabinet. Install or place the product in a properly ventilated area, away from direct sunlight or any source of heat such as radiators, heat registers, stoves, or other apparatus (including amplifiers) that produce heat.
- xi. Power cord must be accessible to allow for the removal of the power from the product.
- xii. Only use attachments/accessories specified by the manufacturer.
- xiii. To reduce the risk of electric shock and/or damage to this product, never handle or touch this unit or power cord if your hands are wet or damp.
- xiv. To avoid electric shock, never stick anything in the slots on the case or remove the cover.



Be careful with electricity:

- **Power outlet:** To prevent electric shock, be sure the electrical plug used on the product power cord matches the electrical outlet used to supply power to the HPC product. Use only the power adapter and power connection cables designed for this unit.
- **Power Adaptor:** Be sure the power adaptor is 5V/2A, please matching the rating of the power voltage.
- **Lightning:** For protection from lightning or when the product is left unattended for a long period, disconnect it from the power source.
- **ESD:** Handle the product with proper ESD care. Failure to do so can result in failure.

**Trademarks** All trademarks in this document are the properties of their respective owners.

## Table of Content

GENERAL SAFETY INSTRUCTIONS .....	2
INTRODUCTION.....	4
PACKAGE CONTENTS .....	4
SYSTEM REQUIREMENTS .....	4
CONNECTION DIAGRAM .....	5
DEVICE FUNCTION .....	6
Transmitter Panel .....	6
Receiver Panel .....	7
IR Pin Assignment .....	8
TECHNICAL SPECIFICATION .....	9
Transmitter Specification.....	9
Receiver Specification.....	10
Resolution Specifications .....	11
Cable Specifications .....	11
ACRONYMS .....	12
WARRANTY .....	13

# INTRODUCTION

---

4KEXTENDER-35 with us allows one HDMI, Bi-direction IR to be connected up to 35meters via single CAT.6 cable for Computer, Laptop, BD Player, Game Console and others HDMI source devices. Supporting 4Kx2K/60Hz UHD resolution with 8 bit deep color and lossless compressed audio that make 4KEXTENDER-35 a smart choice for home entertainment, company conference, commercial advertising and other applications.

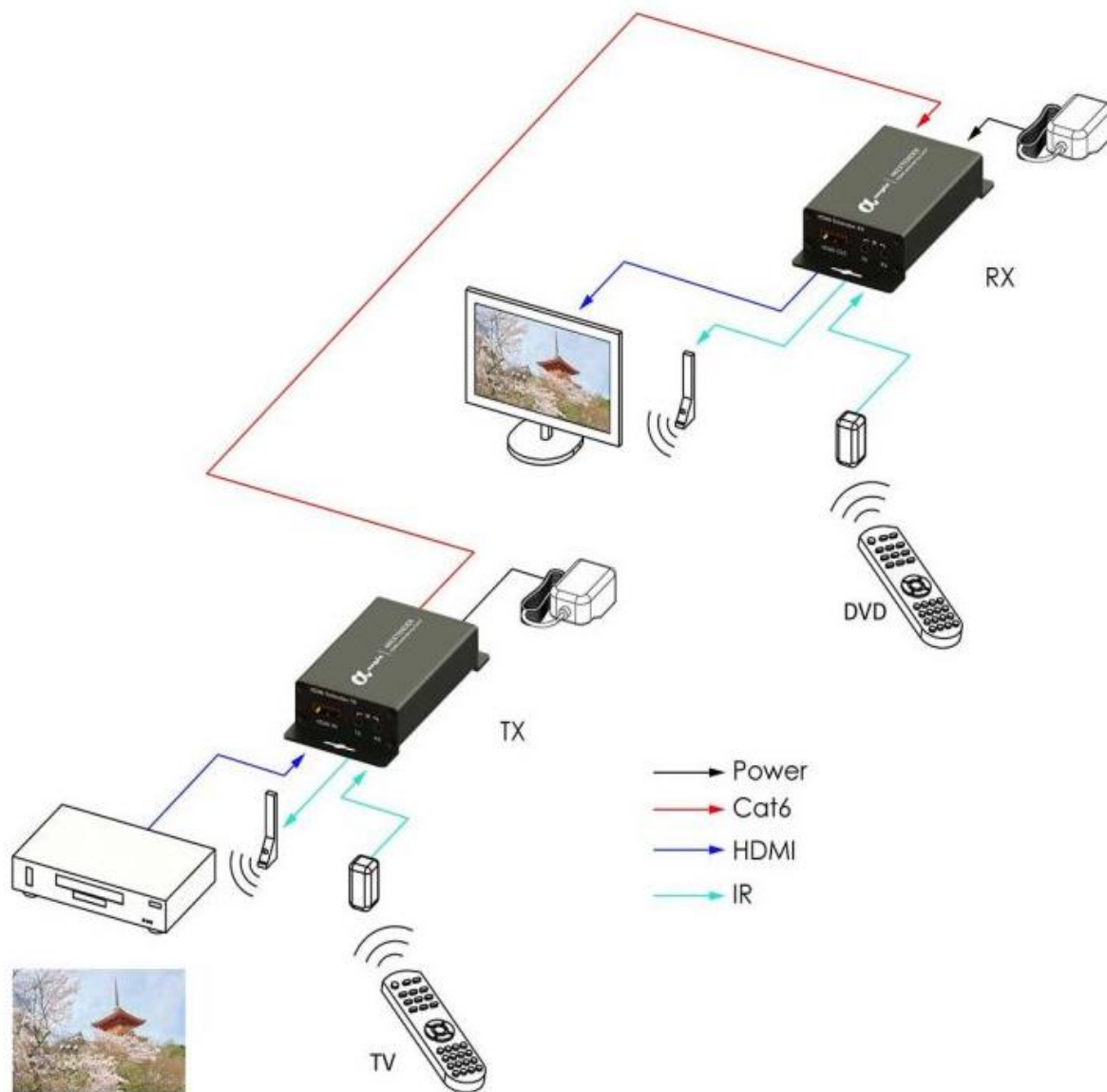
## PACKAGE CONTENTS

- 4KEXTENDER-35 Transmitter X 1 PCS
- 4KEXTENDER-35 Receiver X 1 PCS
- 5VDC / 2.0 Amp Locking Power adapter X 2 PCS (US, UK, EU Power plug.)
- IR Blaster Cable X 1 PCS
- IR Receiver Cable X 1 PCS
- User Manual X 1 PCS

## SYSTEM REQUIREMENTS

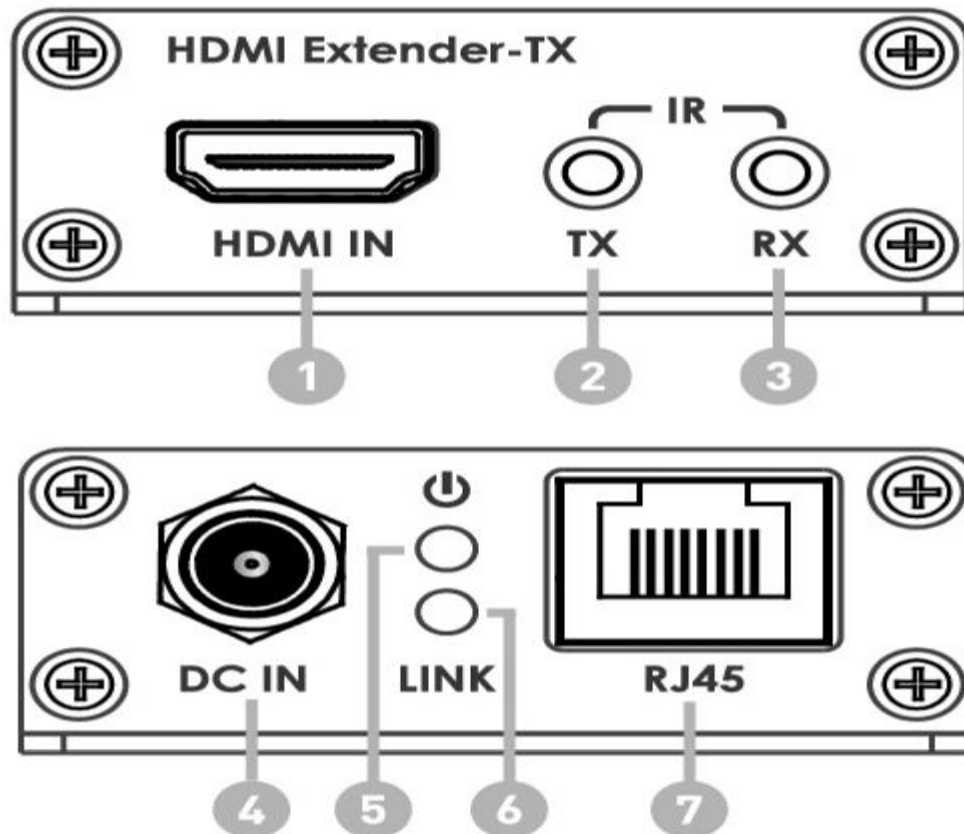
- HDMI Source device includes SetTop Box, BD Player, Computer, Laptop, Game Console, Media Player and Camcorder.
- HDMI Sink device includes LED/LCD Monitor, LED/LCD TVs, Projector and AV Receiver.
- HDMI 2.0 Premium Certified Cable-Highly recommended
- Standard 24AWG Cat.6, Cat.6e or Cat.7 Cable-Highly recommended

# CONNECTION DIAGRAM



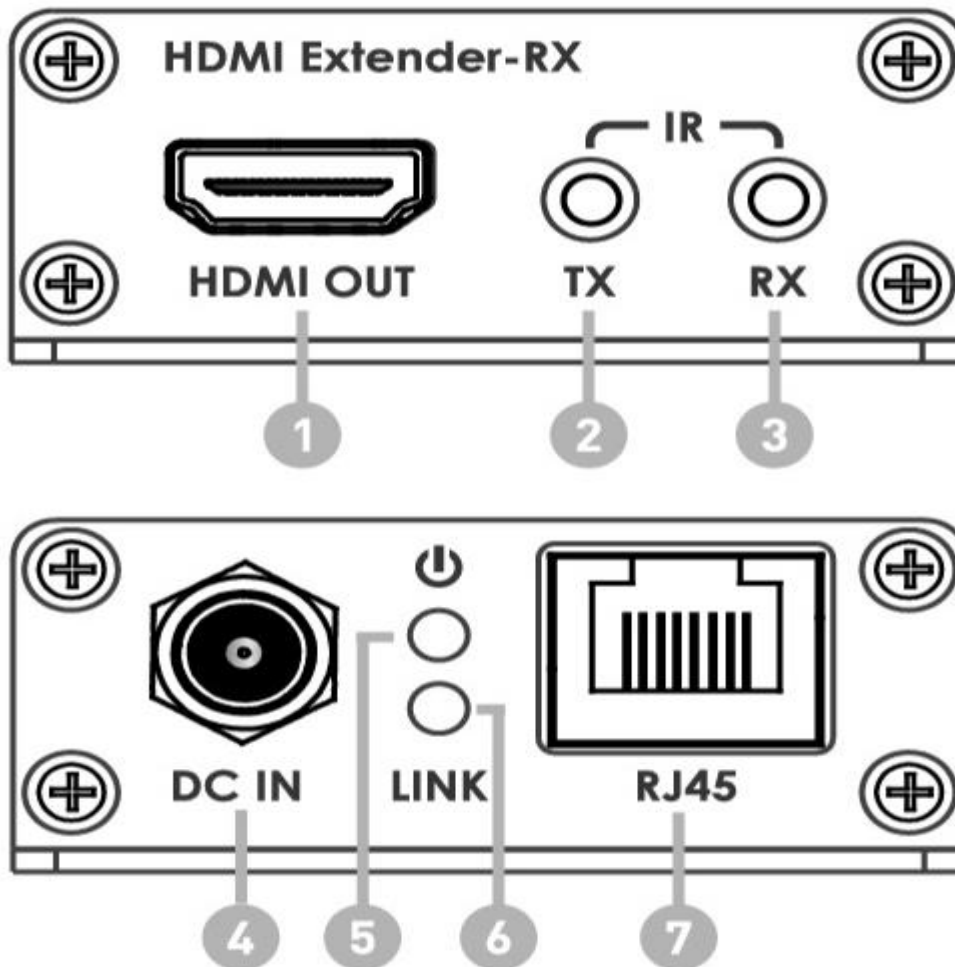
## DEVICE FUNCTION

### Transmitter Panel



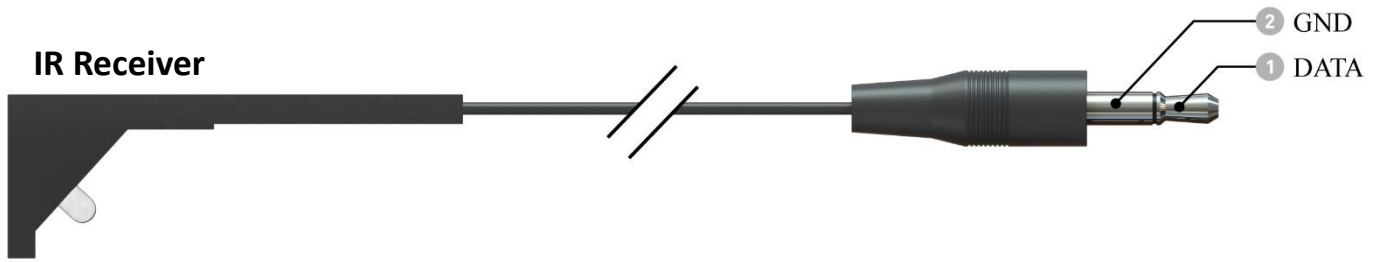
1. **HDMI IN:** Connect to HDMI sources, such as SetTop Box, BD Player, Computer, Laptop, Game Console, Media Player and Camcorder.
2. **IR TX:** Transmitting IR signal to remote control HDMI source devices via IR Blaster cable.
3. **IR RX:** Receiving IR signal to remote control HDMI sink devices via IR receiver cable.
4. **DC IN:** 5VDC/2.0 Amp Locking Power Jack.
5. **POWER LED:** This LED will illuminate when power adapter plug in 4KEXTENDER-35 Transmitter.
6. **LINK LED:** This LED will illuminate when Transmitter connect compatible Receiver and all signal start to transmission.
7. **RJ45:** Connect to 4KEXTENDER-35 Receiver with single Cat.6 cable for HDMI, IR Blaster and IR Receiver signal transmission.

## Receiver Panel



1. **HDMI OUT:** Connect to HDMI sink devices, such as LED/LCD Monitor, LED/LCD TVs, Projector and AV Receiver.
2. **IR TX:** Transmitting IR signal to remote control HDMI sink devices via IR Blaster Cable.
3. **IR RX:** Receiving IR signal to remote control HDMI source devices via IR Receiver Cable.
4. **DC IN:** 5VDC / 2.0 Amp Locking Power Jack.
5. **POWER LED:** This LED will illuminate when power adapter plug in 4KEXTENDER-35 Receiver.
6. **LINK LED:** This LED will illuminate when Receiver connect compatible Transmitter and all signal start to transmission.
7. **RJ45:** Connect to 4KEXTENDER-35 Transmitter with single Cat.6 cable for HDMI, IR Blaster and IR Receiver signal transmission.

# IR Pin Assignment





# TECHNICAL SPECIFICATION

---

## Transmitter Specification

HDMI Bandwidth	225MHz / 6.75Gbps
HDMI Resolution	480P,720P,1080P/24,30,50,60Hz, 4Kx2K/50,60Hz.
Audio Format	PCM 2 Channel at 48KHz
HDCP	2.2
Input Port	HDMI X 1
Output Port	RJ45 X 1 - Cat.6/6e/7
Control Port	IR Blaster X 1 - 3.5mm IR Receiver X 1 - 3.5mm
IR Frequency	20-60Khz
Power Supply	5VDC / 2.0 Amp (US,UK,EU Power Plug)
Power Consumption	10 W - Max.
Chassis Material	Metal
Chassis Color	Black
Operating Temperature	0°C -40°C / 32°F -104°F
Storage Temperature	-15°C -55°C / 5°F -131°F
Humidity	5 - 85% RH (Non-Condensing)
Dimension LXWXH	4.33 in (110 mm) X 2.17 in (55 mm) X 0.94 in (24 mm)
Weight	270 g

## Receiver Specification

HDMI Bandwidth	225MHz / 6.75Gbps
HDMI Resolution	480P,720P,1080P/24,30,50,60Hz, 4Kx2K/50,60Hz.
Audio Format	PCM 2 Channel at 48KHz
HDCP	2.2
Input Port	RJ45 X 1 - Cat.6/6e/7
Output Port	HDMI X 1
Control Port	IR Blaster X 1 - 3.5mm IR Receiver X 1 - 3.5mm
IR Frequency	20-60Khz
Power Supply	5VDC / 2.0 Amp (US,UK,EU Power Plug)
Power Consumption	10 W - Max.
Chassis Material	Metal
Chassis Color	Black
Operating Temperature	0°C -40°C / 32°F -104°F
Storage Temperature	-15°C -55°C / 5°F -131°F
Humidity	5 - 85% RH (Non-Condensing)
Dimension LXWXH	4.33 in (110 mm) X 2.17 in (55 mm) X 0.94 in (24 mm)
Weight	270 g

## Resolution Specifications

Supported Resolutions (Hz)	HDMI Output
<u>720x480i@60</u>	V
<u>720x480p@60</u>	V
<u>720x576i@50</u>	V
<u>720x576p@50</u>	V
<u>800x600p@56 60 72 75 85</u>	V
<u>1024x768@60 70 75 85</u>	V
<u>1280x720p@50 60</u>	V
<u>1280x768p@60RB/60 75 85</u>	V
<u>1280x800p@60RB/60 75 85</u>	V
<u>1280x960@60 85</u>	V
<u>1280x1024@60 75 85</u>	V
<u>1360x768@60</u>	V
<u>1366x768p@60RB 60</u>	V
<u>1440x900p@60RB 60 75</u>	V
<u>1600x1200p@60</u>	V
<u>1680x1050p@60RB 60</u>	V
<u>1920x1080i@50 60</u>	V
<u>1920x1080p@24 25 30</u>	V
<u>1920x1080p@50 60</u>	V
<u>1920x1200p@60RB</u>	V
<u>2560x1440p@60RB</u>	V
<u>2560x1600p@60RB</u>	V
<u>2048x1080p@50 60</u>	V
<u>3840x2160p@50 60 ( 4:2:0 )</u>	V
<u>3840x2160p@50 60 ( 4:2:0) HDR 10</u>	V
<u>3840x2160p@50 60</u>	V

## Cable Specifications

Cable Length	1080p/60Hz	4K/30Hz	4K/60Hz
	8 bit	8 bit 4:4:4	8 bit 4:4:4
HDMI High Speed Cable	2m	2m	2m
Cat.6/6e/7	60m	50m	35m

# ACRONYMS

---

ACRONYM	DESCRIPTION
AV	Audio/Video
Cat.6	Category 6 Cable
Cat.6e	Category 6 Enhance Cable
Cat.7	Category 7 Cable
EDID	Extended Display Identification Data
HDMI	High Definition Multimedia Interface Cable
HDCP	High Bandwidth Digital Content Protection
IR	Infrared
LCD	Liquid-Crystal Display
LED	Light-Emitting Diode
RJ45	Local Area Network
UHD	Ultra High Definition

# WARRANTY

## Limited 1 Year Warranty

aegis Multimedia INC. (“Manufacturer”) warrants that this product is free of defects in both materials and workmanship for a period of 1 years as defined herein for parts and labor from date of purchase. This Limited Warranty covers products purchased in the year 2019 and after. During the warranty period, and upon proof of purchase, the product will be repaired or replaced (with same or similar model) at our option without charge for parts or labor for the specified product lifetime warranty period.

This warranty shall not apply if any of the following:

- A. The product has been damaged by negligence, accident, lightning, water, or mishandling.
- B. The product has not been operated in accordance with procedures specified in operating instructions.,
- C. The product has been repaired and or altered by other than the manufacturer or authorized service center.
- D. The product's original serial number has been modified or removed.
- E. External equipment other than supplied by the manufacturer, in the determination of a manufacturer, shall have affected the performance, safety or reliability of the product.
- F. Part(s) are no longer available for the product.

If the product needs repair or replacement during the specified warranty period, the product should be shipped back to Manufacturer at Purchaser's expense. Repaired or replaced product shall be returned to Purchaser by standard shipping methods at Manufacturer's discretion. Express shipping will be at the expense of the Purchaser.

No other warranty, express or implied other than Manufacturers shall apply.

The manufacturer does not assume any responsibility for consequential damages, expenses or loss of revenue or property, inconvenience or interruption in operation experienced by the customer due to a malfunction of the purchased equipment. No warranty service performed on any product shall extend the applicable warranty period. This warranty does not cover damage to the equipment during shipping and Manufacturer assumes no responsibility for such damage. This product warranty extends to the original purchaser only and will be null and void upon any assignment or transfer.

## NOTES